



ASSEMBLY INSTRUCTIONS

BIG-GUN™ Piggy Back Regulator





888-2000-008PB



888-2000-008PB-PBK



888-2001-011PB



STEP 1:

Remove the set screws from both the main regulator and the pilot regulator.




STEP 2:

Place the O-Rings from the piggy back kit in the main regulator as shown.



STEP 3:

Insert the bolts supplied in the piggy back kit into the pilot regulator. Align pilot regulator with the main regulator so that the alignment pins and bolts match up.



STEP 4:

Complete the assembly by tightening the bolts joining the pilot and main regulator.